



































































SIZE	CODE	DESCRIPTION			NOTES
H: 250 W: 200	 <b>WGD</b>	Sealed paper shade.	100w  ES	220V	
H: 250 W: 225	 <b>WLN</b>	Sealed paper shade.	100w  ES	220V	
H: 200 W: 180	 <b>WCO/Basic</b>	Sealed paper shade.	60w  BC	220V	
	 <b>WCO/Stripes</b>	Mesh/diffuser shade.			
H: 330 W: 190	 <b>WT/PARCH</b>	Sealed paper shade.	60w  + 60w  BC	220V	
	 <b>WT/MESH</b>	Mesh/diffuser shade.			
H: 135 W: 215	 <b>WCV</b>	Steel.	150w  dble ended	220V	
H: 800 W: 155	 <b>WFL/L</b>	Steel shade (with diffuser/filter).	50w  + 50w  + 18w 	220V + 12V	Transformer included
H: 570 W: 225	 <b>WT/L/PARCH</b>	Sealed paper shade.	60w  + 60w  + 60w  BC	220V	
	 <b>WT/L/MESH</b>	Mesh/diffuser shade.			
H: 290 W: 155	 <b>WFL/BASIC</b>	Steel shade (with diffuser/filter).	60w  + 60w  BC	220V	
	 <b>WFL/SCUBA</b>				
	 <b>WFL/SPOTZ</b>				
	 <b>WFL/WAVES</b>				
H: 60 W: 680	 <b>WSW/S</b>	Steel shade (with diffuser/filter).	24W  T5 fluorescent	220V	
H: 60 W: 980	 <b>WSW/M</b>	Steel shade (with diffuser/filter).	36W  T5 fluorescent	220V	
H: 60 W: 1280	 <b>WSW/L</b>	Steel shade (with diffuser/filter).	54W  T5 fluorescent	220V	
H: 270 W: 250	 <b>WBT/S (WL/S) (WW/S) (WS/S)</b>	With UNprinted shade.	60w  G9	220V	
		UNprinted shade ONLY			
		With printed shade.			
		Printed shade ONLY			
H: 460 W: 250	 <b>WBT/M (WL/M) (WW/M) (WS/M)</b>	With UNprinted shade.	60w  + 60w  G9	220V	
		UNprinted shade ONLY			
		With printed shade.			
		Printed shade ONLY			
H: 640 W: 250	 <b>WBT/L (WL/L) (WW/L) (WS/L)</b>	With UNprinted shade.	60w  + 60w  + 60w  G9	220V	
		UNprinted shade ONLY			
		With printed shade.			
		Printed shade ONLY			
H: 575 W: 305	 <b>WCB/O/12V</b>	Steel shade (with diffuser).	50w  + 50w  dichroic + 13w  PL	220V + 12V	12v requires remote transformer Weather protection options: Clearshield R55.00 Electro-polishing R369.00
	 <b>WCB/O/220V</b>		50w  + 50w  PAR 16 + 13w  PL	220V	
H: 365 W: 305	 <b>WPL/O</b>	Steel shade (with diffuser).	13w  + 13w  PL	220V	Clearshield R45.00 Electro-polishing add R249.00
H: 320 W: 180	 <b>WFL/O/12V</b>	Steel shade.	50w  + 50w  dichroic	12V	12v requires remote transformer Weather protection options: Clearshield R35.00 Electro-polishing R140.00
	 <b>WFL/O/220V</b>		50w  + 50w  PAR 16	220V	
H: 200 W: 180	 <b>WCO/O/12V</b>	Steel shade.	50w  dichroic	12V	12v requires remote transformer Weather protection options: Clearshield R25.00 Electro-polishing R125.00
	 <b>WCO/O/220V</b>		50w  PAR 16	220V	

1/ Prices ex Cape Town. 2/ All steel is stainless steel 304. (Outdoor is 316.) 3/ Weather protection recommended for outdoor lights in coastal areas.

3.1 Electro-polishing has a "chrome-like" finish. Guaranteed 20 yrs.

3.2/ Clearshield guaranteed for 5 yrs. Has a brushed gloss finish.